





## MEDIDOR DE DEDOS - BRUTA

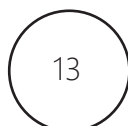
- 1 - Imprima essa folha de gabarito sem alterar o tamanho na impressão
- 2 - Verifique com uma régua se a linha com a medição de 1cm têm 1cm
- 3 - Posicione o anel sobre os círculos, alinhe o interior do anel rente a circunferência
- 4 - Meça com uma régua o diâmetro interno do anel e veja se bate com a medida descrita abaixo do círculo



Ø 1,54cm



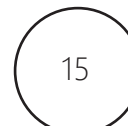
Ø 1,56cm



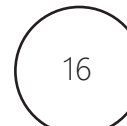
Ø 1,59cm



Ø 1,63cm




Ø 1,66cm



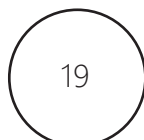
Ø 1,69cm



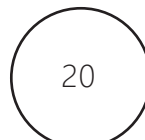
Ø 1,74cm



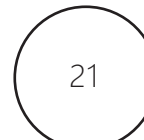
Ø 1,77cm



Ø 1,80cm



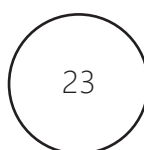
Ø 1,84cm



Ø 1,88cm



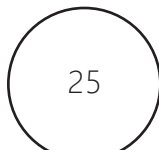
Ø 1,92cm



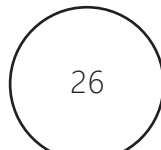
Ø 1,97cm



Ø 1,99cm



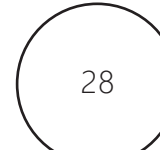
Ø 2,01cm



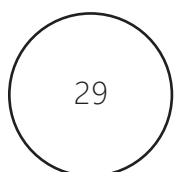
Ø 2,03cm



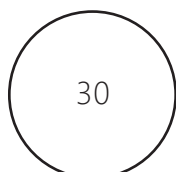
Ø 2,09cm



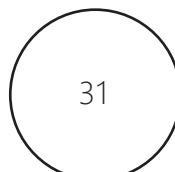
Ø 2,12cm



Ø 2,15cm



Ø 2,20cm



Ø 2,25cm

Ø = Diâmetro



## Você também pode tirar sua medida sem anel

### \*Não é necessário imprimir essa folha

5 - Pegue um barbante e passe em volta do dedo, sem ficar nem frouxo nem justo, corte com atenção aonde as pontas se unem

6 - Estique o barbante e meça com uma régua seu comprimento

7 - Verifique o número na tabela abaixo

Nº do dedo	Comprimento
11	5,1cm
12	5,2cm
13	5,3cm
14	5,4cm
15	5,5cm
16	5,6cm
17	5,7cm
18	5,8cm
19	5,9cm
20	6cm
21	6,1cm
22	6,2cm
23	6,3cm
24	6,4cm
25	6,5cm
26	6,6cm
27	6,7cm
28	6,8cm
29	6,9cm
30	7cm
31	7,1cm